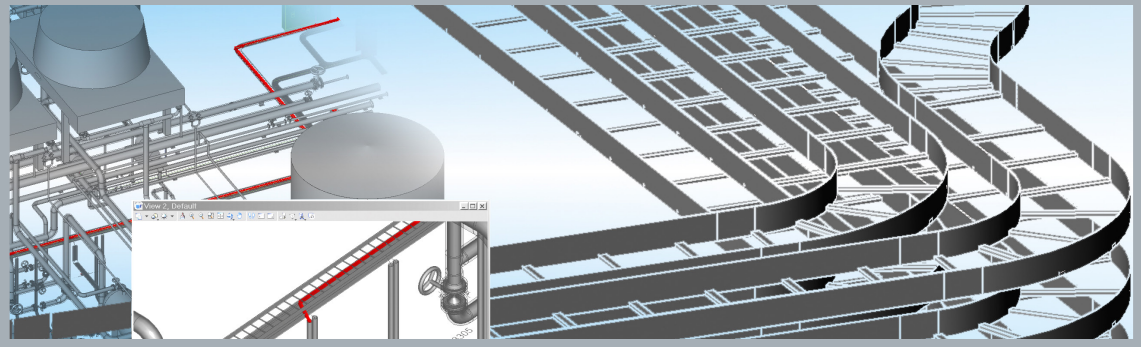


Bentley[®]
Advancing Infrastructure

 CONNECT Edition



Bentley Raceway and Cable Management

Conquer Complexity with Unified Design

Designing complex raceway and cable systems used to require multiple software applications to handle the wide range of design and documentation tasks typically involved. Bentley Raceway and Cable Management provides complete layout, routing, and material estimating functions in a single, integrated system. It creates the framework for an effective workflow spanning all phases of the design, from initial concept to detailed layout and construction.

The CONNECT Edition

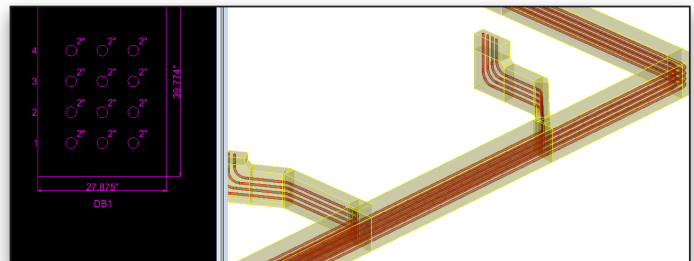
The SELECT[®] CONNECT Edition includes SELECT CONNECT services, new Azure-based services that provide comprehensive **learning, mobility, and collaboration** benefits to every Bentley application subscriber. *Adaptive Learning Services* helps users master use of Bentley applications through CONNECT Advisor, a new in-application service that provides contextual and personalized learning. *Personal Mobility Services* provides unlimited access to Bentley apps, ensuring users have access to the right project information when and where they need it. *ProjectWise[®] Connection Services* allow users to securely share application and project information, to manage and resolve issues, and to create, send, and receive transmittals, submittals, and RFIs.

Conceptual Design Facilitates Early Project Planning

Bentley Raceway and Cable Management features a conceptual design mode for a project's early stages. Users can define equipment nodes in the facility, assign equipment tags to the nodes, and define the required raceway routes to connect them. Automatic raceway sizing takes into account the number and type of cables routed between each equipment node. Users can generate bills of quantity for placing early orders, and can also provide material and space estimates to other disciplines collaborating on the overall facility design. As additional information becomes available, it is easy to update the conceptual design.

Detailed Design Mode for Accurate 3D Layouts

The detailed design mode allows the user to create an accurate 3D model of the raceway system, duct bank, and cable trench underground systems. Intelligent drawing functions allow raceway configurations to be placed and manipulated quickly and easily. With multirouting, users can place multiple parallel raceways of different types, sizes, and attributes simultaneously. The raceway display can also be filtered by categories such as voltage level, making it easier to visualize complex installations. Users can also place and configure electrical equipment, including the layout of equipment inside each cabinet. This facilitates accurate cable length calculation and connection information. The 3D model makes it easy to ensure that



Duct bank spacers configuration is used to define spacing between conduits. Concrete envelope is wrapping selected conduits into duct bank. Cables are auto routed through duct banks and manholes.

adequate space and clearances are available, preventing costly construction delays. Users can automatically extract 2D construction deliverables of the detailed design. Electrical equipment placed in OpenPlant[™] Modeler can be imported into Bentley Raceway and Cable Management using iModels. The xDCS change management tool will report any differences between imported iModel[®] and information already existing in the project database. This makes change management transparent and easy.

Automatic Cable Routing Functions Save Time

As cables are defined between two equipment nodes, the software can automatically determine the best route through the existing raceways while using different segregation criteria and defined cable routing methods. This routing takes into account not only distance, but also the types of cables that are permitted in each raceway and the available capacity and weight that can be carried by the raceways. Users can quickly determine when the size or number of raceways need to be adjusted. Different cable laying methods can be used for different raceways: single layer, multilayer, specific number of layers, and triangular. The software ensures the number of cables placed in a conduit does not exceed the maximum fill factors defined in the National Electric Code.

Automatic Report Generation Helps Keep Project on Schedule

At any point in the conceptual or detailed design process, the user can automatically generate output including bills of quantity, raceway schedules, cable schedules, and cable pull cards. The ability to quickly generate accurate material estimates is vital for placing orders in a timely manner to keep the project on schedule.

Integration with Other Bentley Products Allows for Collaboration and Effective Use of Design Data

Bentley Raceway and Cable Management can exchange data with other Bentley products to eliminate data re-entry. Equipment placed in OpenPlant can be imported into Bentley Raceway and Cable Management.

System Requirements

[Click here for the latest system requirements](#)

OpenPlant Modeler Integration

Bentley Raceway and Cable Management's Raceway and Underground System design tools are integrated with OpenPlant Modeler.

Note: To utilize cable management features you will need to use this standalone Bentley Raceway and Cable Management application.

Find out about Bentley at: www.bentley.com

Contact Bentley

1-800-BENTLEY (1-800-236-8539)
Outside the US +1 610-458-5000

Global Office Listings

www.bentley.com/contact

Bentley® Raceway and Cable Management At-A-Glance

General/System Features

- Project-based workflow
- Project manager for global settings, file management
- Collaboration manager (to control access)
- Configurable Excel import module for existing design data
- Concurrency control
- Client/server architecture
- Export to LumenRT
- Clash Detection tool

Conceptual Design

- Work preparation: import cable lists, load lists, node map
- Build node model – place equipment nodes and routing nodes
- Routing – auto-connect nodes, refine cable routes
- Specification – size cables, analyze model, specify raceway material and accessories, specify space allocation
- Reports – cable pull cards, cable list, cable drums, BOM, etc.
- 3D space allocation

3D Detailed Design

- Raceway – raceway modeling, raceway categories, dividers, raceway IDs, raceway accessories, fix air gaps for auto-routing
- Work preparation – import cable lists, load lists, node map
- Equipment – equipment modeler, place equipment (junction boxes, cabinets, etc.), associate target IDs
- Routing – manual and automatic
- Reports – cable pull cards, cable list, cable drums, BOM, etc.
- 2D extraction – 2D drawings, cross section details and annotation, parallel section details and annotation
- Duct bank design editing and reporting tools
- Manhole placement editing tools
- Cable trench design, editing and reporting tools
- 3D visualization of existing cables inside raceway systems

Raceway Functions

- Parametric raceway engine
- Interactive raceway routing
- Automatically connect conduits from raceway to equipment
- Raceway generator
- Raceway ID tools
- Raceway modification tools (insert, cut, extend, edit properties, etc.)

- Cable fill calculation
- Simultaneous placement of multiple raceway types and sizes
- Reuse of raceway configurations for team collaboration
- User interface for new raceway catalogs creation
- Ability to edit and resize raceway easily
- Raceway support and reporting tool

Cable Management & Routing Functions

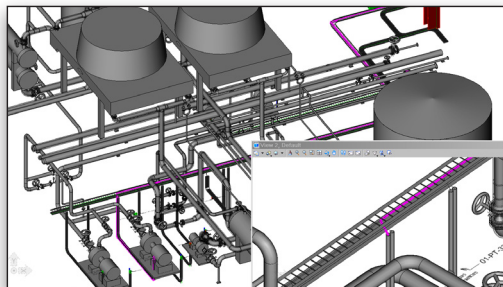
- Cable manager
- Cable definition via direct input or imported XML and XLS file
- AutoRouter (automatic routing)
- Indication if selected autoroute is the shortest possible route to streamline review
- Cable routing by category
- Cable routing – constraint driven
- Cable filtering capabilities based on different cable and equipment attributes
- Manual cable routing
- Tray divider support
- Cable length calculation
- Cable sizing by length and load
- Cable fill and weight calculations
- Color-coded raceway fill factor indicators

Reports and Other Output

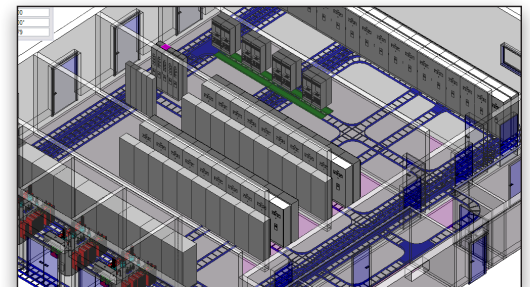
- Bills of materials
- 2D extractions – sections with dynamic details
- Cable lists
- Cable pull cards
- Cable schedule report
- Cable drums
- Raceway schedule report
- Cable status list
- Raceway fill with cables report
- Raceway labels

Design Content

- Cable libraries by manufacturers
- Conduit libraries – trade sizes and manufacturers' specialty libraries
- Cell-based equipment from Components Center
- Tray libraries
- Ladder libraries
- Basket libraries
- Conduit body libraries



The 3D modeling software allows manual and automatic cable routing based on user-definable constraints.



With Bentley Raceway and Cable Management, users can place raceways and electrical equipment to create a comprehensive design.